



**New Zealand Seafood Exports**

**Calendar Year to June 2005**

**Report 5A  
Seafood Export Summary Report**

## Exports of Seafood Produce for 06 Months ending June 2005

Prepared by the Information Centre, NZ Seafood Industry Council (SeaFIC), from official export figures collected by NZ Customs and supplied by Statistics New Zealand.

NETT	2004		2005		% Change on 2004	
	Tonnes	NZ\$FOB*	Tonnes	NZ\$FOB*	Volume	Value
<b>Finfish</b>						
<b>Fresh</b>						
<i>Filletts</i>	273.6	\$3,286,544	301.1	\$3,200,530	10.02%	-2.62%
<i>H&amp;G</i>	1,515.2	\$12,192,815	1,203.8	\$9,473,297	-20.55%	-22.30%
<i>Live</i>	164.2	\$1,441,548	140.4	\$1,188,868	-14.54%	-17.53%
<i>Other Forms</i>	246.6	\$2,615,836	318.2	\$2,703,299	29.04%	3.34%
<i>Whole</i>	3,294.3	\$26,439,755	2,933.5	\$23,081,226	-10.95%	-12.70%
<b>Fresh Total</b>	<b>5,493.9</b>	<b>\$45,976,498</b>	<b>4,896.9</b>	<b>\$39,647,220</b>	<b>-10.87%</b>	<b>-13.77%</b>
<b>Frozen</b>						
<i>Filletts</i>	17,012.2	\$114,126,305	14,669.7	\$104,718,496	-13.77%	-8.24%
<i>H&amp;G</i>	29,845.1	\$68,122,621	30,267.4	\$65,103,657	1.41%	-4.43%
<i>Other Forms</i>	3,496.6	\$11,347,390	4,770.1	\$20,884,435	36.42%	84.05%
<i>Whole</i>	23,933.4	\$39,784,059	23,580.7	\$35,443,385	-1.47%	-10.91%
<b>Frozen Total</b>	<b>74,287.2</b>	<b>\$233,380,375</b>	<b>73,287.9</b>	<b>\$226,149,973</b>	<b>-1.35%</b>	<b>-3.10%</b>
<b>Processed</b>						
<i>&amp; Other Fish Meat</i>	11,905.3	\$13,664,818	10,166.5	\$11,210,835	-14.61%	-17.96%
<i>Meal, Blocks, Minced</i>	6,403.8	\$21,348,657	6,383.1	\$22,806,478	-0.32%	6.83%
<i>Prepared</i>	1,890.3	\$11,294,852	1,873.2	\$10,673,282	-0.90%	-5.50%
<i>Smoked, Salted or in Brine</i>	899.7	\$3,699,548	177.4	\$2,080,512	-80.29%	-43.76%
<b>Processed Total</b>	<b>21,099.1</b>	<b>\$50,007,875</b>	<b>18,600.3</b>	<b>\$46,771,107</b>	<b>-11.84%</b>	<b>-6.47%</b>
<b>Finfish Total</b>	<b>100,880.3</b>	<b>\$329,364,748</b>	<b>96,785.1</b>	<b>\$312,568,300</b>	<b>-4.06%</b>	<b>-5.10%</b>
<b>Other Crustacea</b>						
<b>Other Crustacea</b>						
<i>Fresh or Frozen</i>	297.8	\$7,609,048	369.2	\$11,005,174	23.96%	44.63%
<i>Processed</i>	537.3	\$8,057,075	488.9	\$5,300,874	-9.01%	-34.21%
<b>Other Crustacea Total</b>	<b>835.2</b>	<b>\$15,666,123</b>	<b>858.1</b>	<b>\$16,306,048</b>	<b>2.74%</b>	<b>4.08%</b>
<b>Other Crustacea Total</b>	<b>835.2</b>	<b>\$15,666,123</b>	<b>858.1</b>	<b>\$16,306,048</b>	<b>2.74%</b>	<b>4.08%</b>
<b>Rock Lobster</b>						
<b>Rock Lobster</b>						
<i>Live</i>	639.4	\$31,593,414	794.9	\$38,233,894	24.33%	21.02%
<i>Other Forms</i>	1.8	\$27,628	0.1	\$1,739	-97.08%	-93.71%
<i>Tails</i>	18.1	\$810,313	22.7	\$1,384,423	25.49%	70.85%
<i>Whole</i>	13.9	\$317,515	59.5	\$1,548,407	327.08%	387.66%
<b>Rock Lobster Total</b>	<b>673.2</b>	<b>\$32,748,870</b>	<b>877.2</b>	<b>\$41,168,463</b>	<b>30.29%</b>	<b>25.71%</b>
<b>Rock Lobster Total</b>	<b>673.2</b>	<b>\$32,748,870</b>	<b>877.2</b>	<b>\$41,168,463</b>	<b>30.29%</b>	<b>25.71%</b>
<b>Shellfish</b>						
<b>Fresh or Frozen</b>						
<i>Mussels</i>	16,953.8	\$69,550,444	18,550.6	\$83,404,345	9.42%	19.92%
<i>Other</i>	512.1	\$3,076,559	471.8	\$3,925,593	-7.87%	27.60%
<i>Oysters</i>	546.6	\$3,963,582	604.5	\$4,254,257	10.59%	7.33%
<i>Scallops</i>	35.2	\$539,612	15.4	\$151,238	-56.20%	-71.97%
<i>Squid</i>	62,090.0	\$148,684,234	57,021.1	\$137,376,525	-8.16%	-7.61%
<b>Fresh or Frozen Total</b>	<b>80,137.8</b>	<b>\$225,814,431</b>	<b>76,663.4</b>	<b>\$229,111,958</b>	<b>-4.34%</b>	<b>1.46%</b>
<b>Processed</b>						
<i>Abalone</i>	230.8	\$15,210,074	209.0	\$15,203,083	-9.48%	-0.05%
<i>Mussels</i>	389.5	\$8,323,367	528.6	\$8,653,829	35.70%	3.97%
<i>Other</i>	267.6	\$1,828,580	605.2	\$4,334,131	126.13%	137.02%
<b>Processed Total</b>	<b>888.0</b>	<b>\$25,362,021</b>	<b>1,342.7</b>	<b>\$28,191,043</b>	<b>51.21%</b>	<b>11.15%</b>
<b>Shellfish Total</b>	<b>81,025.8</b>	<b>\$251,176,452</b>	<b>78,006.2</b>	<b>\$257,303,001</b>	<b>-3.73%</b>	<b>2.44%</b>
<b>Grand Total</b>	<b>183,414.4</b>	<b>\$628,956,193</b>	<b>176,526.5</b>	<b>\$627,345,812</b>	<b>-3.76%</b>	<b>-0.26%</b>

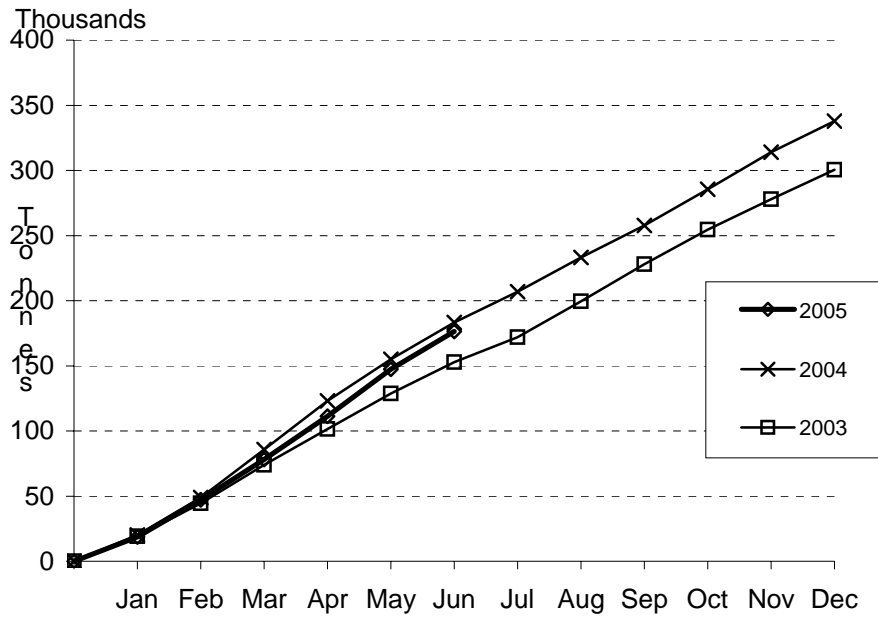
**FOB\* - Free on board. The value of export goods, including raw material, processing, packaging, storage and transportation up to the point where the goods are about to leave the country as exports. FOB does not include storage, export transport or insurance cost to get the goods to the export market.**





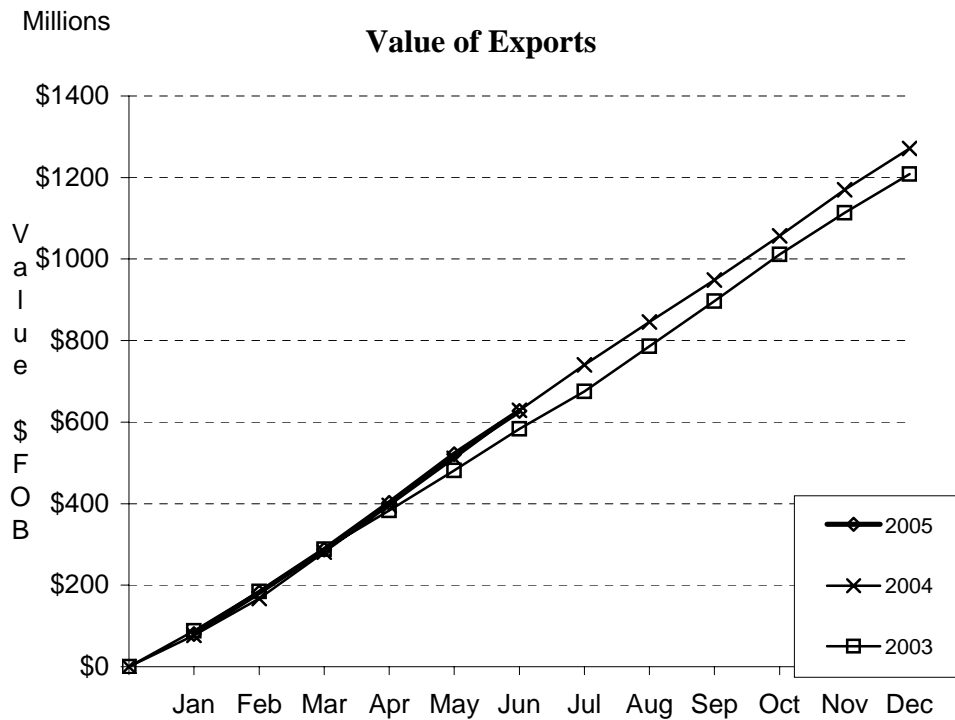
## Seafood Export Statistics for 2005 Against 2004 & 2003 Figures

### Volume Exported



## Seafood Export Statistics for 2005 Against 2004 & 2003 Figures

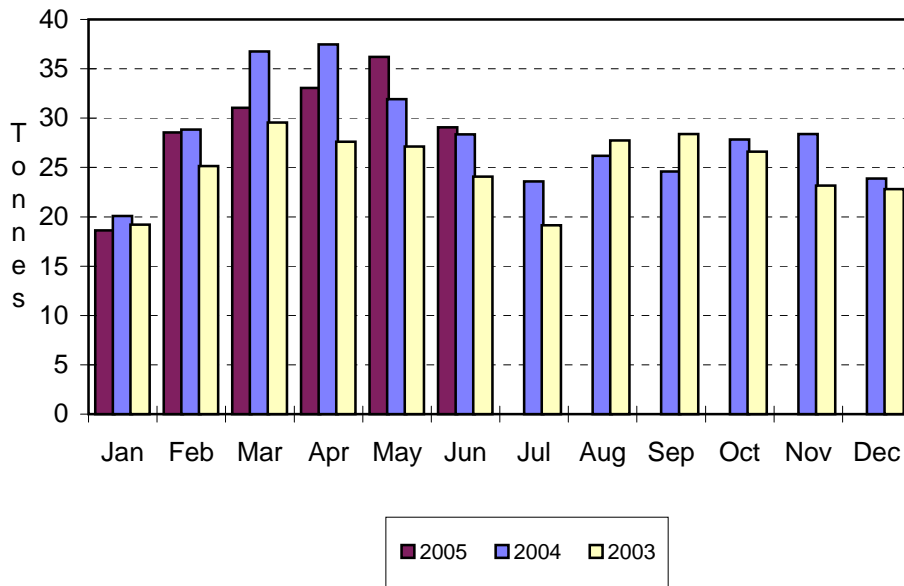
### Value of Exports



**Seafood Export Statistics for Individual Months of 2005  
Comparison against 2004 & 2003 Figures**

Thousands

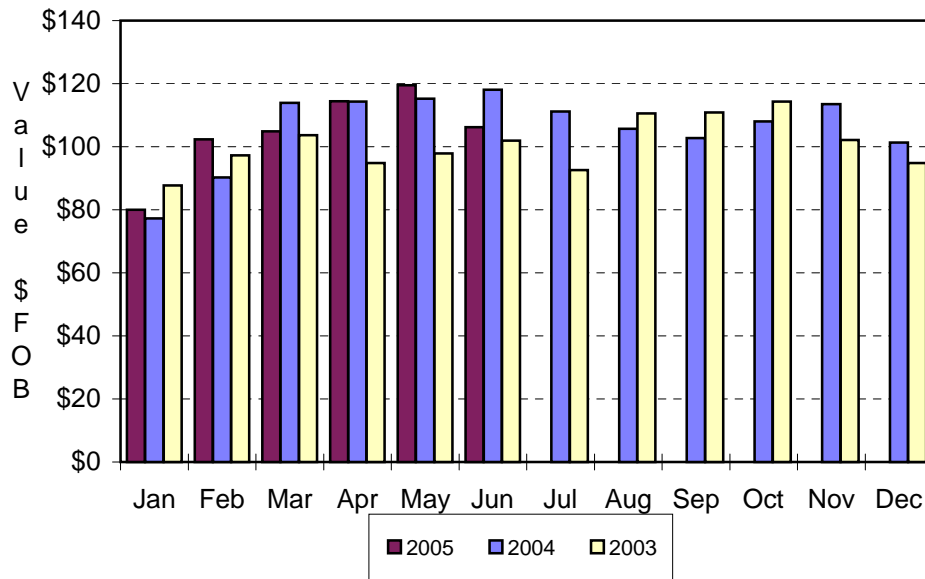
**Volume Exported**



**Seafood Export Statistics for Individual Months of 2005  
Comparison against 2004 & 2003 Figures**

**Value of Exports**

Millions



*Nett Weight Volume (kg's) of Live/Chilled/Frozen Finfish for June 2005*

<i>Species Name</i>	<i>Live</i>	<i>Frozen Whole</i>	<i>Chilled Whole</i>	<i>Frozen Fillets</i>	<i>Chilled Fillets</i>	<i>Frozen H&amp;G</i>	<i>Chilled H&amp;G</i>	<i>Species Total</i>	<i>% of Finfish</i>
Alfonsino	0	4,622	0	0	0	14,960	0	19,582	0.22%
Antarctic Toothfish	0	0	0	0	0	43,887	0	43,887	0.49%
Barracouta	0	112,652	0	142,725	0	1,400,465	0	1,655,842	18.33%
Bluenose	0	0	20,747	6,500	0	0	56,203	83,450	0.92%
Cardinal Fish	0	0	0	13,190	20	0	0	13,210	0.15%
Carp	0	0	0	0	0	0	0	0	0.00%
Coalfish	0	0	0	0	0	0	0	0	0.00%
Cod	0	74	0	0	0	0	315	389	0.00%
Cod, Blue	0	820	0	10,110	20	0	0	10,950	0.12%
Cod, Red	0	3,744	0	59,908	584	346,838	0	411,074	4.55%
Eels	8,075	0	240	0	0	0	0	8,315	0.09%
Elephant Fish	0	0	0	5,000	0	0	0	5,000	0.06%
Flounder	0	21,700	13,021	0	0	3,230	1,880	39,831	0.44%
Gemfish	0	0	0	11,570	0	54,092	0	65,662	0.73%
Ghostshark	0	0	0	1,280	143	30,536	0	31,959	0.35%
Groper	0	0	8,897	0	6	2	19,210	28,115	0.31%
Gurnard	0	0	4,243	3,680	270	72	18	8,283	0.09%
Haddock	0	0	0	0	0	0	0	0	0.00%
Hake	0	0	0	48,981	615	31,172	0	80,768	0.89%
Halibut	0	0	0	0	0	0	0	0	0.00%
Herrings	0	0	0	0	0	0	0	0	0.00%
Hoki	0	0	0	853,446	828	307,872	0	1,162,146	12.86%
John Dory	0	0	24,970	1,290	1,833	0	1,290	29,383	0.33%
Kahawai	0	79,775	0	0	0	0	0	79,775	0.88%
Kingfish, Yellowtail	0	0	1,004	0	0	0	669	1,673	0.02%
Leatherjacket	0	1,870	0	0	0	1,300	0	3,170	0.04%
Ling	0	0	0	151,345	1,247	270,549	0	423,141	4.68%
Livers and Roe	0	8,164	53	0	0	0	0	8,217	0.09%
Mackerel	0	0	0	0	0	0	0	0	0.00%
Mackerel, Blue	0	157,750	0	0	0	0	0	157,750	1.75%
Mackerel, Jack	0	340,725	0	0	0	978,004	0	1,318,729	14.60%
Mackerel, Other(exl Jack)	0	0	0	0	0	0	0	0	0.00%
Moki	0	0	0	0	0	0	0	0	0.00%
Monkfish	0	0	0	0	0	0	0	0	0.00%
Monkfish (Stargazer)	0	0	26	19,485	616	10,178	580	30,885	0.34%
Mullet	0	500	996	0	0	0	0	1,496	0.02%
Orange Roughy	0	0	0	212,964	9,755	55,488	0	278,207	3.08%
Oreo Dory, Black	0	0	0	9,822	1,607	105,653	0	117,082	1.30%
Oreo Dory, Other	0	0	0	0	0	55,113	0	55,113	0.61%
Oreo Dory, Smooth	0	0	0	190,427	0	0	0	190,427	2.11%
Ornamental Fish	46	0	0	0	0	0	0	46	0.00%
Other Flatfish	0	12,040	9	0	0	0	0	12,049	0.13%
Patagonian Toothfish	0	0	0	0	0	0	0	0	0.00%
Plaice	0	0	0	0	0	0	0	0	0.00%
Salmon	0	0	0	0	0	0	0	0	0.00%
Salmon, Atlantic	0	0	0	0	0	0	0	0	0.00%
Salmon, Atlantic & Danube	0	0	0	0	0	0	0	0	0.00%
Salmon, Other	0	50	0	0	0	165,257	0	165,307	1.83%
Salmon, Pacific	0	0	115,039	0	0	0	641	115,680	1.28%
Salmon, Sockeye	0	0	0	0	0	509	0	509	0.01%
Salmonidae	0	0	0	318	1,741	0	0	2,059	0.02%
Sardines	0	3,850	0	0	0	0	0	3,850	0.04%
School shark	0	10,374	0	27,220	0	1,094	0	38,688	0.43%
Sea Bass	0	35,132	0	0	0	5,132	0	40,264	0.45%
Sea Perch	0	0	0	0	0	0	0	0	0.00%
Skate	0	0	0	37,751	0	0	0	37,751	0.42%
Snapper	0	128,504	161,517	0	1,198	0	202	291,421	3.23%
Sole	0	550	300	0	0	0	0	850	0.01%
Sole, Lemon	0	32,412	0	0	0	0	0	32,412	0.36%
Sole, New Zealand	0	28,470	20	0	0	5,440	0	33,930	0.38%
Southern Blue Whiting	0	0	0	35,159	0	40,700	0	75,859	0.84%
Spiny Dogfish	0	33,696	0	0	0	0	0	33,696	0.37%
Spotted Dogfish ( Rig )	0	0	0	8,700	187	0	0	8,887	0.10%
Tarakihi	0	0	172	0	1,066	0	0	1,238	0.01%
Trevally	0	118,180	2,861	0	29	935	0	122,005	1.35%
Trout	0	0	0	0	0	0	0	0	0.00%
Tuna, Albacore/Longfinned	0	117,286	3,501	0	0	0	0	120,787	1.34%
Tuna, Bigeye	0	0	0	0	0	0	1,384	1,384	0.02%
Tuna, Bluefin	0	0	0	0	0	0	0	0	0.00%
Tuna, Other	0	0	1,239	0	0	0	6,040	7,279	0.08%
Tuna, Skipjack	0	439,906	0	0	0	0	0	439,906	4.87%
Tuna, Southern Bluefin	0	0	5,634	2,247	0	0	849	8,730	0.10%
Tuna, Yellowfin	0	0	0	0	0	0	598	598	0.01%
Tunas & AtBonito can,jar	0	0	0	0	0	0	0	0	0.00%
Warehou, Blue	0	0	0	3,000	0	32,362	0	35,362	0.39%
Warehou, Other	0	360	0	0	0	111,164	0	111,524	1.23%

<i>Species Name</i>	<i>Live</i>	<i>Frozen Whole</i>	<i>Chilled Whole</i>	<i>Frozen Fillets</i>	<i>Chilled Fillets</i>	<i>Frozen H&amp;G</i>	<i>Chilled H&amp;G</i>	<i>Species Total</i>	<i>% of Finfish</i>
Warehou, Silver	0	0	0	0	0	928,573	0	928,573	10.28%
Warehou, White	0	0	0	0	0	0	0	0	0.00%
Whitebait	0	0	0	0	0	0	0	0	0.00%
	8,121	1,693,206	364,489	1,856,118	21,765	5,000,577	89,879	9,034,155	
	0.0899%	18.7423%	4.0346%	20.5456%	0.2409%	55.3519%	0.9949%		

*Nett Weight Volume (kg's) of Live/Chilled/Frozen Finfish for year to June 2005*

<i>Species Name</i>	<i>Live</i>	<i>Frozen Whole</i>	<i>Chilled Whole</i>	<i>Frozen Fillets</i>	<i>Chilled Fillets</i>	<i>Frozen H&amp;G</i>	<i>Chilled H&amp;G</i>	<i>Species Total</i>	<i>% of Finfish</i>
Alfonsino	0	69,950	0	0	0	620,203	0	690,153	0.61%
Antarctic Toothfish	0	0	0	0	0	543,629	0	543,629	0.48%
Barracouta	0	845,265	0	1,279,486	0	8,412,362	0	10,537,113	9.33%
Bluenose	0	0	264,165	32,477	2,033	10,382	802,004	1,111,061	0.98%
Cardinal Fish	0	0	0	148,492	165	32,914	0	181,571	0.16%
Carp	0	0	0	0	0	0	0	0	0.00%
Coalfish	0	0	0	0	0	0	0	0	0.00%
Cod	0	213	0	0	0	0	10,162	10,375	0.01%
Cod, Blue	0	1,522	0	37,242	1,133	300	0	40,197	0.04%
Cod, Red	0	30,186	0	819,434	5,222	1,422,814	0	2,277,656	2.02%
Eels	152,455	82,857	3,025	0	0	19,803	0	258,140	0.23%
Elephant Fish	0	0	0	89,260	3,704	0	0	92,964	0.08%
Flounder	0	243,957	153,289	12,660	132	20,340	12,512	442,890	0.39%
Gemfish	0	14,376	0	167,548	0	282,078	0	464,002	0.41%
Ghostshark	0	1,992	0	224,955	2,715	206,455	0	436,117	0.39%
Groper	0	0	150,862	595	174	49,465	218,635	419,731	0.37%
Gurnard	0	5,832	70,169	14,241	4,695	696	801	96,434	0.09%
Haddock	0	0	0	0	0	0	0	0	0.00%
Hake	0	92,125	0	787,438	5,765	2,520,520	0	3,405,848	3.02%
Halibut	0	0	0	0	0	0	0	0	0.00%
Herrings	0	0	0	0	0	0	0	0	0.00%
Hoki	0	62,513	0	11,498,288	30,365	10,591,873	0	22,183,039	19.65%
John Dory	0	0	308,345	5,452	33,108	24	13,715	360,644	0.32%
Kahawai	0	543,595	0	0	0	0	0	543,595	0.48%
Kingfish, Yellowtail	0	0	10,326	0	0	0	8,523	18,849	0.02%
Leatherjacket	0	35,620	10	0	0	53,010	3	88,643	0.08%
Ling	0	33,396	0	2,458,633	40,182	2,052,932	0	4,585,143	4.06%
Livers and Roe	0	1,914,654	853	0	0	0	0	1,915,507	1.70%
Mackerel	0	0	0	0	0	0	13,150	13,150	0.01%
Mackerel, Blue	0	4,681,225	0	0	0	737,400	0	5,418,625	4.80%
Mackerel, Jack	0	6,215,029	0	1,490	0	13,252,578	0	19,469,097	17.25%
Mackerel, Other(exl Jack)	0	0	0	0	0	88,680	0	88,680	0.08%
Moki	0	0	0	0	69	0	0	69	0.00%
Monkfish	0	0	0	0	0	0	0	0	0.00%
Monkfish (Stargazer)	0	0	745	245,091	5,778	276,415	1,360	529,389	0.47%
Mullet	0	900	9,629	0	0	700	0	11,229	0.01%
Orange Roughy	0	0	0	2,810,270	66,444	349,191	0	3,225,905	2.86%
Oreo Dory, Black	0	0	0	127,880	5,094	998,278	0	1,131,252	1.00%
Oreo Dory, Other	0	27,410	0	0	0	457,079	0	484,489	0.43%
Oreo Dory, Smooth	0	0	0	1,572,926	1,405	0	0	1,574,331	1.39%
Ornamental Fish	4,333	0	0	0	0	0	0	4,333	0.00%
Other Flatfish	0	35,110	443	0	0	9,990	145	45,688	0.04%
Patagonian Toothfish	0	0	0	0	0	0	0	0	0.00%
Plaice	0	0	0	0	0	0	0	0	0.00%
Salmon	0	0	0	0	0	0	0	0	0.00%
Salmon, Atlantic	0	0	0	0	0	0	0	0	0.00%
Salmon, Atlantic & Danube	0	0	0	0	0	0	0	0	0.00%
Salmon, Other	0	1,155	0	0	0	725,053	0	726,208	0.64%
Salmon, Pacific	0	0	1,227,892	0	0	0	12,393	1,240,285	1.10%
Salmon, Sockeye	0	198	0	0	0	1,213	0	1,411	0.00%
Salmonidae	0	0	0	23,858	15,338	0	0	39,196	0.03%
Sardines	0	271,571	420	0	0	0	0	271,991	0.24%
School shark	0	131,127	0	352,379	0	13,157	0	496,663	0.44%
Sea Bass	0	238,766	0	0	0	135,920	0	374,686	0.33%
Sea Perch	0	0	0	0	0	0	0	0	0.00%
Skate	0	0	0	217,366	0	0	0	217,366	0.19%
Snapper	0	815,235	1,797,147	4,400	15,327	200	2,409	2,634,718	2.33%
Sole	0	3,130	1,581	0	0	0	35	4,746	0.00%
Sole, Lemon	0	171,247	1,441	15,810	47	5,000	10	193,555	0.17%
Sole, New Zealand	0	348,151	512	18,502	10	12,140	21	379,336	0.34%
Southern Blue Whiting	0	1,056	0	159,586	0	4,177,453	0	4,338,095	3.84%
Spiny Dogfish	0	515,614	0	0	0	63,821	0	579,435	0.51%
Spotted Dogfish ( Rig )	0	1,537	0	206,700	16,355	0	0	224,592	0.20%
Tarakahi	0	874	2,370	9,610	11,209	1,849	1,013	26,925	0.02%
Trevally	0	1,381,745	62,692	5,800	1,413	11,435	85	1,463,170	1.30%
Trout	0	0	0	0	0	0	0	0	0.00%
Tuna, Albacore/Longfinned	0	3,345,775	8,400	0	0	185,637	203	3,540,015	3.14%
Tuna, Bigeye	0	310	1,888	0	0	0	62,437	64,635	0.06%
Tuna, Bluefin	0	362	2,800	0	0	0	0	3,162	0.00%
Tuna, Other	0	674	1,513	0	0	338	15,941	18,466	0.02%
Tuna, Skipjack	0	7,867,115	29	0	0	0	0	7,867,144	6.97%
Tuna, Southern Bluefin	0	75,940	19,954	33,665	0	0	7,650	137,209	0.12%
Tuna, Yellowfin	0	0	0	0	0	0	9,400	9,400	0.01%
Tunas & AtBonito can,jar	0	0	0	0	0	0	0	0	0.00%
Warehou, Blue	0	64	0	49,800	21,033	210,303	0	281,200	0.25%
Warehou, Other	0	22,080	0	0	0	981,119	0	1,003,199	0.89%

<i>Species Name</i>	<i>Live</i>	<i>Frozen Whole</i>	<i>Chilled Whole</i>	<i>Frozen Fillets</i>	<i>Chilled Fillets</i>	<i>Frozen H&amp;G</i>	<i>Chilled H&amp;G</i>	<i>Species Total</i>	<i>% of Finfish</i>
Warehou, Silver	0	34,006	0	78,206	768	3,935,978	0	4,048,958	3.59%
Warehou, White	0	0	0	5,855	0	0	0	5,855	0.01%
Whitebait	0	167	0	0	0	0	0	167	0.00%
	156,788	30,165,626	4,100,500	23,515,395	289,683	53,470,727	1,192,607	112,891,326	
	0.1389%	26.7209%	3.6323%	20.8301%	0.2566%	47.3648%	1.0564%		

*Value (NZ\$) of Live/Chilled/Frozen Finfish for June 2005*

<i>Species Name</i>	<i>Live</i>	<i>Frozen Whole</i>	<i>Chilled Whole</i>	<i>Frozen Fillets</i>	<i>Chilled Fillets</i>	<i>Frozen H&amp;G</i>	<i>Chilled H&amp;G</i>	<i>Species Total</i>	<i>% of Finfish</i>
Alfonsino	0	6,899	0	0	0	94,286	0	\$101,185	0.33%
Antarctic Toothfish	0	0	0	0	0	761,713	0	\$761,713	2.46%
Barracouta	0	94,710	0	236,007	0	1,456,751	0	\$1,787,468	5.77%
Bluenose	0	0	233,716	71,666	0	0	436,620	\$742,002	2.39%
Cardinal Fish	0	0	0	62,830	190	0	0	\$63,020	0.20%
Carp	0	0	0	0	0	0	0	\$0	0.00%
Coalfish	0	0	0	0	0	0	0	\$0	0.00%
Cod	0	1,103	0	0	0	0	2,222	\$3,325	0.01%
Cod, Blue	0	5,179	0	89,464	354	0	0	\$94,997	0.31%
Cod, Red	0	4,731	0	263,773	2,747	739,024	0	\$1,010,275	3.26%
Eels	67,389	0	5,200	0	0	0	0	\$72,589	0.23%
Elephant Fish	0	0	0	29,388	0	0	0	\$29,388	0.09%
Flounder	0	124,270	101,028	0	0	21,489	12,364	\$259,151	0.84%
Gemfish	0	0	0	38,713	0	452,566	0	\$491,279	1.59%
Ghostshark	0	0	0	5,691	1,159	65,676	0	\$72,526	0.23%
Groper	0	0	91,764	0	85	5	183,382	\$275,236	0.89%
Gurnard	0	0	41,583	21,820	4,685	100	160	\$68,348	0.22%
Haddock	0	0	0	0	0	0	0	\$0	0.00%
Hake	0	0	0	371,540	5,281	156,636	0	\$533,457	1.72%
Halibut	0	0	0	0	0	0	0	\$0	0.00%
Herrings	0	0	0	0	0	0	0	\$0	0.00%
Hoki	0	0	0	4,497,887	40,217	629,150	0	\$5,167,254	16.67%
John Dory	0	0	208,070	11,002	37,857	0	11,423	\$268,352	0.87%
Kahawai	0	90,846	0	0	0	0	0	\$90,846	0.29%
Kingfish, Yellowtail	0	0	8,355	0	0	0	5,114	\$13,469	0.04%
Leatherjacket	0	6,003	0	0	0	5,151	0	\$11,154	0.04%
Ling	0	0	0	1,206,169	13,747	1,270,414	0	\$2,490,330	8.04%
Livers and Roe	0	16,280	2,531	0	0	0	0	\$18,811	0.06%
Mackerel	0	0	0	0	0	0	0	\$0	0.00%
Mackerel, Blue	0	177,991	0	0	0	0	0	\$177,991	0.57%
Mackerel, Jack	0	217,856	0	0	0	1,155,699	0	\$1,373,555	4.43%
Mackerel, Other(exl Jack)	0	0	0	0	0	0	0	\$0	0.00%
Moki	0	0	0	0	0	0	0	\$0	0.00%
Monkfish	0	0	0	0	0	0	0	\$0	0.00%
Monkfish (Stargazer)	0	0	341	145,249	6,072	21,481	4,159	\$177,302	0.57%
Mullet	0	1,675	5,730	0	0	0	0	\$7,405	0.02%
Orange Roughy	0	0	0	3,835,541	174,291	31,737	0	\$4,041,569	13.04%
Oreo Dory, Black	0	0	0	70,561	8,141	181,628	0	\$260,330	0.84%
Oreo Dory, Other	0	0	0	0	0	215,725	0	\$215,725	0.70%
Oreo Dory, Smooth	0	0	0	1,342,455	0	0	0	\$1,342,455	4.33%
Ornamental Fish	9,807	0	0	0	0	0	0	\$9,807	0.03%
Other Flatfish	0	6,773	79	0	0	0	0	\$6,852	0.02%
Patagonian Toothfish	0	0	0	0	0	0	0	\$0	0.00%
Plaice	0	0	0	0	0	0	0	\$0	0.00%
Salmon	0	0	0	0	0	0	0	\$0	0.00%
Salmon, Atlantic	0	0	0	0	0	0	0	\$0	0.00%
Salmon, Atlantic & Danube	0	0	0	0	0	0	0	\$0	0.00%
Salmon, Other	0	797	0	0	0	1,015,932	0	\$1,016,729	3.28%
Salmon, Pacific	0	0	912,543	0	0	0	10,096	\$922,639	2.98%
Salmon, Sockeye	0	0	0	0	0	6,655	0	\$6,655	0.02%
Salmonidae	0	0	0	4,661	24,879	0	0	\$29,540	0.10%
Sardines	0	6,694	0	0	0	0	0	\$6,694	0.02%
School shark	0	82,197	0	242,197	0	1,972	0	\$326,366	1.05%
Sea Bass	0	39,412	0	0	0	12,887	0	\$52,299	0.17%
Sea Perch	0	0	0	0	0	0	0	\$0	0.00%
Skate	0	0	0	106,293	0	0	0	\$106,293	0.34%
Snapper	0	526,428	1,106,467	0	23,127	0	2,004	\$1,658,026	5.35%
Sole	0	2,612	2,500	0	0	0	0	\$5,112	0.02%
Sole, Lemon	0	162,299	0	0	0	0	0	\$162,299	0.52%
Sole, New Zealand	0	90,749	313	0	0	19,221	0	\$110,283	0.36%
Southern Blue Whiting	0	0	0	178,638	0	67,075	0	\$245,713	0.79%
Spiny Dogfish	0	25,186	0	0	0	0	0	\$25,186	0.08%
Spotted Dogfish ( Rig )	0	0	0	96,943	2,354	0	0	\$99,297	0.32%
Tarakihi	0	0	993	0	7,865	0	0	\$8,858	0.03%
Trevally	0	168,543	19,066	0	385	5,208	0	\$193,202	0.62%
Trout	0	0	0	0	0	0	0	\$0	0.00%
Tuna, Albacore/Longfinned	0	304,719	23,729	0	0	0	0	\$328,448	1.06%
Tuna, Bigeye	0	0	0	0	0	0	22,916	\$22,916	0.07%
Tuna, Bluefin	0	0	0	0	0	0	0	\$0	0.00%
Tuna, Other	0	0	6,500	0	0	0	45,970	\$52,470	0.17%
Tuna, Skipjack	0	520,381	0	0	0	0	0	\$520,381	1.68%
Tuna, Southern Bluefin	0	0	72,544	30,138	0	0	11,044	\$113,726	0.37%
Tuna, Yellowfin	0	0	0	0	0	0	6,348	\$6,348	0.02%
Tunas & AtBonito can,jar	0	0	0	0	0	0	0	\$0	0.00%
Warehou, Blue	0	0	0	10,527	0	61,800	0	\$72,327	0.23%
Warehou, Other	0	1,304	0	0	0	495,782	0	\$497,086	1.60%

<i>Species Name</i>	<i>Live</i>	<i>Frozen Whole</i>	<i>Chilled Whole</i>	<i>Frozen Fillets</i>	<i>Chilled Fillets</i>	<i>Frozen H&amp;G</i>	<i>Chilled H&amp;G</i>	<i>Species Total</i>	<i>% of Finfish</i>
Warehou, Silver	0	0	0	0	0	2,363,597	0	\$2,363,597	7.63%
Warehou, White	0	0	0	0	0	0	0	\$0	0.00%
Whitebait	0	0	0	0	0	0	0	\$0	0.00%
	\$77,196	\$2,685,637	\$2,843,052	\$12,969,153	\$353,436	\$11,309,360	\$753,822	\$30,991,656	
	0.2491%	8.6657%	9.1736%	41.8472%	1.1404%	36.4916%	2.4323%		

*Value (NZ\$) of Live/Chilled/Frozen Finfish for year to June 2005*

<i>Species Name</i>	<i>Live</i>	<i>Frozen Whole</i>	<i>Chilled Whole</i>	<i>Frozen Fillets</i>	<i>Chilled Fillets</i>	<i>Frozen H&amp;G</i>	<i>Chilled H&amp;G</i>	<i>Species Total</i>	<i>% of Finfish</i>
Alfonsino	0	248,431	0	0	0	3,735,133	0	\$3,983,564	1.06%
Antarctic Toothfish	0	0	0	0	0	11,327,701	0	\$11,327,701	3.01%
Barracouta	0	803,820	0	2,155,710	0	8,663,078	0	\$11,622,608	3.09%
Bluenose	0	0	2,721,387	309,461	17,552	58,834	6,257,332	\$9,364,566	2.49%
Cardinal Fish	0	0	0	680,397	1,514	32,024	0	\$713,935	0.19%
Carp	0	0	0	0	0	0	0	\$0	0.00%
Coalfish	0	0	0	0	0	0	0	\$0	0.00%
Cod	0	3,147	0	0	0	0	77,021	\$80,168	0.02%
Cod, Blue	0	9,813	0	342,714	15,333	4,005	0	\$371,865	0.10%
Cod, Red	0	32,133	0	3,487,520	25,838	3,028,203	0	\$6,573,694	1.75%
Eels	1,270,341	572,087	40,608	0	0	114,329	0	\$1,997,365	0.53%
Elephant Fish	0	0	0	447,507	38,063	0	0	\$485,570	0.13%
Flounder	0	1,406,792	1,136,603	71,643	760	132,553	86,187	\$2,834,538	0.75%
Gemfish	0	30,746	0	910,994	0	1,672,305	0	\$2,614,045	0.69%
Ghostshark	0	3,137	0	1,403,974	16,235	466,034	0	\$1,889,380	0.50%
Groper	0	0	1,342,466	17,484	2,903	204,006	1,760,039	\$3,326,898	0.88%
Gurnard	0	2,555	679,803	78,826	65,133	983	6,129	\$833,429	0.22%
Haddock	0	0	0	0	0	0	0	\$0	0.00%
Hake	0	298,300	0	5,812,418	24,694	14,227,613	0	\$20,363,025	5.41%
Halibut	0	0	0	0	0	0	0	\$0	0.00%
Herrings	0	0	0	0	0	0	0	\$0	0.00%
Hoki	0	55,505	0	55,574,444	225,828	19,091,143	0	\$74,946,920	19.93%
John Dory	0	0	2,572,542	78,308	550,338	27	137,189	\$3,338,404	0.89%
Kahawai	0	587,483	0	0	0	0	0	\$587,483	0.16%
Kingfish, Yellowtail	0	0	103,906	0	0	0	60,921	\$164,827	0.04%
Leatherjacket	0	34,757	72	0	0	198,952	36	\$233,817	0.06%
Ling	0	272,558	0	17,825,319	372,719	9,084,070	0	\$27,554,666	7.33%
Livers and Roe	0	6,918,531	15,096	0	0	0	0	\$6,933,627	1.84%
Mackerel	0	0	0	0	0	0	13,150	\$13,150	0.00%
Mackerel, Blue	0	4,896,801	0	0	0	1,445,289	0	\$6,342,090	1.69%
Mackerel, Jack	0	3,849,718	0	7,137	0	17,490,792	0	\$21,347,647	5.68%
Mackerel, Other(exl Jack)	0	0	0	0	0	180,743	0	\$180,743	0.05%
Moki	0	0	0	0	494	0	0	\$494	0.00%
Monkfish	0	0	0	0	0	0	0	\$0	0.00%
Monkfish (Stargazer)	0	0	9,323	1,726,600	55,406	560,500	12,419	\$2,364,248	0.63%
Mullet	0	2,991	51,766	0	0	2,195	0	\$56,952	0.02%
Orange Roughy	0	0	0	48,496,975	1,056,901	1,945,176	0	\$51,499,052	13.69%
Oreo Dory, Black	0	0	0	699,036	39,754	1,486,521	0	\$2,225,311	0.59%
Oreo Dory, Other	0	77,132	0	0	0	1,400,305	0	\$1,477,437	0.39%
Oreo Dory, Smooth	0	0	0	10,218,900	13,800	0	0	\$10,232,700	2.72%
Ornamental Fish	54,585	0	0	0	0	0	0	\$54,585	0.01%
Other Flatfish	0	65,666	3,859	0	0	14,056	1,062	\$84,643	0.02%
Patagonian Toothfish	0	0	0	0	0	0	0	\$0	0.00%
Plaice	0	0	0	0	0	0	0	\$0	0.00%
Salmon	0	0	0	0	0	0	0	\$0	0.00%
Salmon, Atlantic	0	0	0	0	0	0	0	\$0	0.00%
Salmon, Atlantic & Danube	0	0	0	0	0	0	0	\$0	0.00%
Salmon, Other	0	8,390	0	0	0	4,434,814	0	\$4,443,204	1.18%
Salmon, Pacific	0	0	10,021,409	0	0	0	148,649	\$10,170,058	2.70%
Salmon, Sockeye	0	2,673	0	0	0	15,980	0	\$18,653	0.00%
Salmonidae	0	0	0	398,952	197,233	0	0	\$596,185	0.16%
Sardines	0	225,738	1,834	0	0	0	0	\$227,572	0.06%
School shark	0	1,002,446	0	3,080,526	0	42,044	0	\$4,125,016	1.10%
Sea Bass	0	318,721	0	0	0	351,534	0	\$670,255	0.18%
Sea Perch	0	0	0	0	0	0	0	\$0	0.00%
Skate	0	0	0	625,313	0	0	0	\$625,313	0.17%
Snapper	0	3,684,020	12,824,376	41,737	230,324	2,010	23,451	\$16,805,918	4.47%
Sole	0	15,062	14,951	0	0	0	96	\$30,109	0.01%
Sole, Lemon	0	886,489	15,550	98,980	691	24,560	118	\$1,026,388	0.27%
Sole, New Zealand	0	1,360,566	5,852	77,180	102	44,921	173	\$1,488,794	0.40%
Southern Blue Whiting	0	1,515	0	801,969	0	3,176,081	0	\$3,979,565	1.06%
Spiny Dogfish	0	481,748	0	0	0	205,259	0	\$687,007	0.18%
Spotted Dogfish ( Rig )	0	22,705	0	2,229,497	143,475	0	0	\$2,395,677	0.64%
Tarakihi	0	1,858	17,168	49,858	86,711	2,444	8,600	\$166,639	0.04%
Trevally	0	1,996,249	396,611	27,421	18,111	19,902	689	\$2,458,983	0.65%
Trout	0	0	0	0	0	0	0	\$0	0.00%
Tuna, Albacore/Longfinned	0	9,693,596	56,683	0	0	593,276	1,269	\$10,344,824	2.75%
Tuna, Bigeye	0	6,106	40,100	0	0	0	823,617	\$869,823	0.23%
Tuna, Bluefin	0	11,426	20,129	0	0	0	0	\$31,555	0.01%
Tuna, Other	0	711	8,536	0	0	352	118,551	\$128,150	0.03%
Tuna, Skipjack	0	8,948,320	157	0	0	0	0	\$8,948,477	2.38%
Tuna, Southern Bluefin	0	2,390,461	219,493	406,219	0	0	96,288	\$3,112,461	0.83%
Tuna, Yellowfin	0	0	0	0	0	0	93,043	\$93,043	0.02%
Tunas & AtBonito can,jar	0	0	0	0	0	0	0	\$0	0.00%
Warehou, Blue	0	110	0	178,785	108,460	409,713	0	\$697,068	0.19%
Warehou, Other	0	62,663	0	0	0	4,142,180	0	\$4,204,843	1.12%

<i>Species Name</i>	<i>Live</i>	<i>Frozen Whole</i>	<i>Chilled Whole</i>	<i>Frozen Fillets</i>	<i>Chilled Fillets</i>	<i>Frozen H&amp;G</i>	<i>Chilled H&amp;G</i>	<i>Species Total</i>	<i>% of Finfish</i>
Warehou, Silver	0	84,843	0	251,893	2,468	9,394,834	0	\$9,734,038	2.59%
Warehou, White	0	0	0	30,995	0	0	0	\$30,995	0.01%
Whitebait	0	2,374	0	0	0	0	0	\$2,374	0.00%
	\$1,324,926	\$51,380,893	\$32,320,280	\$158,644,692	\$3,310,840	\$119,426,474	\$9,726,029	\$376,134,134	
	0.3522%	13.6603%	8.5928%	42.1777%	0.8802%	31.7510%	2.5858%		

# Export of Seafood Product Summary

Prepared by the Information Centre, NZ Seafood Industry Council (SeaFIC), from official export figures collected by NZ Customs and supplied by Statistics New Zealand.

NETT	Jan 2005 -- Jun 2005			Month-to-Date: June - 2005		
	Weight (kg)	FOB* Value (\$NZ)	Unit Value	Weight (kg)	FOB* Value (\$NZ)	Unit Value
<b>Finfish, Chilled Fillets</b>						
Bluenose	1,729	13,764	7.96			
Cardinal Fish	95	901	9.48	20	190	9.50
Cod, Blue	948	12,453	13.14	20	354	17.70
Cod, Red	3,276	16,399	5.01	584	2,747	4.70
Elephant Fish	3,704	38,063	10.28			
Flounder	132	760	5.76			
Ghostshark	1,343	6,975	5.19	143	1,159	8.10
Groper	164	2,833	17.27	6	85	14.17
Gurnard	3,441	46,699	13.57	270	4,685	17.35
Hake	5,429	23,040	4.24	615	5,281	8.59
Hoki	10,896	97,756	8.97	828	40,217	48.57
John Dory	25,495	415,213	16.29	1,833	37,857	20.65
Ling	23,370	247,434	10.59	1,247	13,747	11.02
Monkfish (Stargazer)	3,944	36,295	9.20	616	6,072	9.86
Orange Roughy	49,806	800,752	16.08	9,755	174,291	17.87
Oreo Dory, Black	4,097	30,939	7.55	1,607	8,141	5.07
Oreo Dory, Smooth	5	5	1.00			
Other chilled fillets	98,694	832,424	8.43	19,763	152,204	7.70
Salmonidae	9,424	114,013	12.10	1,741	24,879	14.29
Snapper	12,070	171,485	14.21	1,198	23,127	19.30
Sole, Lemon	47	691	14.70			
Spotted Dogfish ( Rig )	13,068	112,881	8.64	187	2,354	12.59
Tarakihi	7,792	60,406	7.75	1,066	7,865	7.38
Trevally	1,244	15,930	12.81	29	385	13.28
Warehou, Blue	20,080	99,951	4.98			
Warehou, Silver	768	2,468	3.21			
<b>Total for Finfish, Chilled Fill</b>	<b>301,061</b>	<b>3,200,530</b>		<b>41,528</b>	<b>505,640</b>	
<b>Finfish, Chilled Headed and Gutted</b>						
Bluenose	585,281	4,465,260	7.63	56,203	436,620	7.77
Cod	1,121	7,658	6.83	315	2,222	7.05
Dogfish and Other Sharks	44,944	355,017	7.90	6,965	52,574	7.55
Flounder	3,585	23,928	6.67	1,880	12,364	6.58
Groper	145,489	1,177,537	8.09	19,210	183,382	9.55
Gurnard	617	4,981	8.07	18	160	8.89
John Dory	6,816	61,634	9.04	1,290	11,423	8.86
Kingfish, Yellowtail	8,004	55,937	6.99	669	5,114	7.64
Leatherjacket	3	36	12.00			
Mackerel	13,150	13,150	1.00			
Monkfish (Stargazer)	1,148	10,346	9.01	580	4,159	7.17
Other chilled finfish	327,004	2,415,181	7.39	52,098	402,167	7.72
Salmon, Pacific	10,369	117,914	11.37	641	10,096	15.75
Snapper	1,910	20,267	10.61	202	2,004	9.92
Sole	10	66	6.60			
Sole, Lemon	10	118	11.80			
Sole, New Zealand	21	173	8.24			
Tarakihi	983	7,834	7.97			

<b>NETT</b>	<b>Jan 2005 -- Jun 2005</b>			<b>Month-to-Date: June - 2005</b>		
	<b>Weight (kg)</b>	<b>FOB* Value (\$NZ)</b>	<b>Unit Value</b>	<b>Weight (kg)</b>	<b>FOB* Value (\$NZ)</b>	<b>Unit Value</b>
<b>Finfish, Chilled Headed and Guttled</b>						
<i>Trevally</i>	75	640	8.53			
<i>Tuna, Albacore/Longfinned</i>	203	1,269	6.25			
<i>Tuna, Bigeye</i>	33,208	549,696	16.55	1,384	22,916	16.56
<i>Tuna, Other</i>	10,158	79,491	7.83	6,040	45,970	7.61
<i>Tuna, Southern Bluefin</i>	1,550	19,886	12.83	849	11,044	13.01
<i>Tuna, Yellowfin</i>	8,141	85,278	10.48	598	6,348	10.62
<b>Total for Finfish, Chilled He</b>	<b>1,203,800</b>	<b>9,473,297</b>		<b>148,942</b>	<b>1,208,563</b>	
<b>Finfish, Chilled Live</b>						
<i>Eels</i>	137,493	1,141,039	8.30	8,075	67,389	8.35
<i>Ornamental Fish</i>	2,876	45,329	15.76	46	9,807	213.20
<i>Other</i>	2	2,500	1250.00			
<b>Total for Finfish, Chilled Liv</b>	<b>140,371</b>	<b>1,188,868</b>		<b>8,121</b>	<b>77,196</b>	
<b>Finfish, Chilled Other form</b>						
<i>Bluenose</i>	21,244	218,616	10.29	245	950	3.88
<i>Coalfish</i>	22	127	5.77	16	101	6.31
<i>Dogfish and Other Sharks</i>	37,958	217,790	5.74	3,009	18,010	5.99
<i>Eels</i>	1,536	7,841	5.10			
<i>Flounder</i>	111,533	755,100	6.77	15,438	104,323	6.76
<i>Groper</i>	1,522	17,272	11.35	1,400	16,823	12.02
<i>John Dory</i>	9,461	93,699	9.90	834	9,131	10.95
<i>Other chilled finfish</i>	33,356	249,847	7.49	1,621	10,882	6.71
<i>Other Flatfish</i>	1,957	14,236	7.27			
<i>Salmon, Pacific</i>	10,377	119,241	11.49	971	13,182	13.58
<i>Snapper</i>	41	497	12.12			
<i>Trevally</i>	19,105	110,658	5.79	560	2,799	5.00
<i>Tuna, Albacore/Longfinned</i>	2,987	21,243	7.11			
<i>Tuna, Bigeye</i>	34,622	363,288	10.49	4,294	47,959	11.17
<i>Tuna, Bluefin</i>	917	19,664	21.44	255	6,970	27.33
<i>Tuna, Other</i>	110	691	6.28	56	368	6.57
<i>Tuna, Southern Bluefin</i>	25,713	429,303	16.70	19,905	330,201	16.59
<i>Tuna, Yellowfin</i>	5,738	64,186	11.19			
<b>Total for Finfish, Chilled Oth</b>	<b>318,199</b>	<b>2,703,299</b>		<b>48,604</b>	<b>561,699</b>	
<b>Finfish, Chilled Whole</b>						
<i>Bluenose</i>	183,248	1,889,151	10.31	20,747	233,716	11.27
<i>Eels</i>	1,825	18,372	10.07	240	5,200	21.67
<i>Flounder</i>	110,490	823,280	7.45	13,021	101,028	7.76
<i>Groper</i>	102,154	898,306	8.79	8,897	91,764	10.31
<i>Gurnard</i>	43,789	432,935	9.89	4,243	41,583	9.80
<i>John Dory</i>	208,605	1,740,202	8.34	24,970	208,070	8.33
<i>Kingfish, Yellowtail</i>	4,386	41,771	9.52	1,004	8,355	8.32
<i>Leatherjacket</i>	5	45	9.00			
<i>Livers and Roe Salmonidae</i>	852	15,076	17.69	53	2,531	47.75
<i>Monkfish (Stargazer)</i>	506	6,383	12.61	26	341	13.12
<i>Mullet</i>	6,722	36,231	5.39	996	5,730	5.75
<i>Other chilled finfish</i>	182,141	1,367,262	7.51	20,466	179,445	8.77
<i>Other Flatfish</i>	186	1,662	8.94	9	79	8.78
<i>Salmon, Pacific</i>	814,006	6,546,541	8.04	115,039	912,543	7.93
<i>Sardines</i>	420	1,834	4.37			

<b>NETT</b>	<b>Jan 2005 -- Jun 2005</b>			<b>Month-to-Date: June - 2005</b>		
	<b>Weight (kg)</b>	<b>FOB* Value (\$NZ)</b>	<b>Unit Value</b>	<b>Weight (kg)</b>	<b>FOB* Value (\$NZ)</b>	<b>Unit Value</b>
<b>Finfish, Chilled Whole</b>						
Snapper	1,207,770	8,764,738	7.26	161,517	1,106,467	6.85
Sole	369	3,060	8.29	300	2,500	8.33
Sole, Lemon	1,141	12,025	10.54			
Sole, New Zealand	212	2,536	11.96	20	313	15.65
Tarakihi	1,714	9,840	5.74	172	993	5.77
Trevally	48,429	301,443	6.22	2,861	19,066	6.66
Tuna, Albacore/Longfinned	3,871	26,120	6.75	3,501	23,729	6.78
Tuna, Bigeye	1,888	40,100	21.24			
Tuna, Other	1,363	8,159	5.99	1,239	6,500	5.25
Tuna, Skipjack	29	157	5.41			
Tuna, Southern Bluefin	7,340	93,997	12.81	5,634	72,544	12.88
<b>Total for Finfish, Chilled Wh</b>	<b>2,933,461</b>	<b>23,081,226</b>		<b>384,955</b>	<b>3,022,497</b>	
<b>Finfish, Frozen Fillets</b>						
Barracouta	787,636	1,233,202	1.57	142,725	236,007	1.65
Bluenose	17,970	172,178	9.58	6,500	71,666	11.03
Cardinal Fish	106,822	482,532	4.52	13,190	62,830	4.76
Cod, Blue	16,692	149,735	8.97	10,110	89,464	8.85
Cod, Red	594,826	2,533,580	4.26	59,908	263,773	4.40
Elephant Fish	78,370	383,294	4.89	5,000	29,388	5.88
Flounder	5,820	27,644	4.75			
Gemfish	60,938	231,951	3.81	11,570	38,713	3.35
Ghostshark	129,085	798,122	6.18	1,280	5,691	4.45
Groper	80	1,295	16.19			
Gurnard	13,024	70,983	5.45	3,680	21,820	5.93
Hake	426,002	3,187,422	7.48	48,981	371,540	7.59
Hoki	6,394,342	31,343,387	4.90	853,446	4,497,887	5.27
John Dory	3,380	44,491	13.16	1,290	11,002	8.53
Ling	1,691,270	11,839,080	7.00	151,345	1,206,169	7.97
Mackerel, Jack	800	4,204	5.26			
Monkfish (Stargazer)	147,490	1,057,037	7.17	19,485	145,249	7.45
Orange Roughy	2,114,917	36,811,223	17.41	212,964	3,835,541	18.01
Oreo Dory, Black	36,054	256,708	7.12	9,822	70,561	7.18
Oreo Dory, Smooth	1,053,499	6,993,017	6.64	190,427	1,342,455	7.05
Other frozen fillets	130,351	907,064	6.96	17,471	112,980	6.47
Salmonidae	17,608	279,879	15.89	318	4,661	14.66
School shark	270,631	2,413,269	8.92	27,220	242,197	8.90
Skate	135,476	377,416	2.79	37,751	106,293	2.82
Snapper	1,070	14,502	13.55			
Sole, Lemon	8,180	49,840	6.09			
Sole, New Zealand	18,436	76,472	4.15			
Southern Blue Whiting	107,078	533,996	4.99	35,159	178,638	5.08
Spotted Dogfish ( Rig )	183,200	1,970,986	10.76	8,700	96,943	11.14
Tarakihi	8,170	47,754	5.85			
Trevally	5,800	27,421	4.73			
Tuna, Southern Bluefin	3,517	45,102	12.82	2,247	30,138	13.41
Warehou, Blue	41,330	149,573	3.62	3,000	10,527	3.51
Warehou, Silver	57,374	195,642	3.41			
Warehou, White	2,415	8,495	3.52			
<b>Total for Finfish, Frozen Fill</b>	<b>14,669,653</b>	<b>104,718,496</b>		<b>1,873,589</b>	<b>13,082,133</b>	

<b>NETT</b>	<b>Jan 2005 -- Jun 2005</b>			<b>Month-to-Date: June - 2005</b>		
	<b>Weight (kg)</b>	<b>FOB* Value (\$NZ)</b>	<b>Unit Value</b>	<b>Weight (kg)</b>	<b>FOB* Value (\$NZ)</b>	<b>Unit Value</b>
<b>Finfish, Frozen Headed and Guttled</b>						
<i>Alfonsino</i>	487,664	2,904,972	5.96	14,960	94,286	6.30
<i>Antarctic Toothfish</i>	426,102	8,449,214	19.83	43,887	761,713	17.36
<i>Barracouta</i>	5,982,401	6,101,254	1.02	1,400,465	1,456,751	1.04
<i>Bluenose</i>	2,390	14,541	6.08			
<i>Cardinal Fish</i>	66	30	0.45			
<i>Cod, Blue</i>	300	4,005	13.35			
<i>Cod, Red</i>	1,047,197	2,161,342	2.06	346,838	739,024	2.13
<i>Eels</i>	17,580	100,391	5.71			
<i>Flounder</i>	12,980	87,676	6.75	3,230	21,489	6.65
<i>Gemfish</i>	94,306	569,329	6.04	54,092	452,566	8.37
<i>Ghostshark</i>	168,478	377,865	2.24	30,536	65,676	2.15
<i>Groper</i>	10,433	34,508	3.31	2	5	2.50
<i>Gurnard</i>	408	563	1.38	72	100	1.39
<i>Hake</i>	929,814	5,114,230	5.50	31,172	156,636	5.02
<i>Hoki</i>	3,107,707	5,671,566	1.83	307,872	629,150	2.04
<i>Leatherjacket</i>	43,430	161,471	3.72	1,300	5,151	3.96
<i>Ling</i>	1,249,426	5,186,102	4.15	270,549	1,270,414	4.70
<i>Mackerel, Blue</i>	247,020	436,601	1.77			
<i>Mackerel, Jack</i>	7,393,316	7,974,213	1.08	978,004	1,155,699	1.18
<i>Mackerel, Other(exl Jack)</i>	2,080	3,244	1.56			
<i>Monkfish (Stargazer)</i>	161,150	295,273	1.83	10,178	21,481	2.11
<i>Mullet</i>	600	1,915	3.19			
<i>Orange Roughy</i>	181,776	1,068,871	5.88	55,488	31,737	0.57
<i>Oreo Dory, Black</i>	751,195	1,090,882	1.45	105,653	181,628	1.72
<i>Oreo Dory, Other</i>	161,179	486,479	3.02	55,113	215,725	3.91
<i>Other Dogfish/Sharks</i>	2,910	14,217	4.89			
<i>Other Flatfish</i>	9,990	14,056	1.41			
<i>Other frozen finfish</i>	831,634	1,256,164	1.51	78,009	117,291	1.50
<i>Salmon, Other</i>	572,446	3,483,667	6.09	165,257	1,015,932	6.15
<i>Salmon, Sockeye</i>	1,213	15,980	13.17	509	6,655	13.07
<i>School shark</i>	2,678	4,831	1.80	1,094	1,972	1.80
<i>Sea Perch</i>	107,683	275,047	2.55	5,132	12,887	2.51
<i>Snapper</i>	200	2,010	10.05			
<i>Sole, Lemon</i>	4,460	23,104	5.18			
<i>Sole, New Zealand</i>	9,760	34,691	3.55	5,440	19,221	3.53
<i>Southern Blue Whiting</i>	2,602,456	2,025,905	0.78	40,700	67,075	1.65
<i>Spiny Dogfish</i>	30,666	95,104	3.10			
<i>Tarakahi</i>	1,849	2,444	1.32			
<i>Trevally</i>	1,155	5,622	4.87	935	5,208	5.57
<i>Tuna, Albacore/Longfinned</i>	136,536	441,241	3.23			
<i>Warehou, Blue</i>	209,007	407,820	1.95	32,362	61,800	1.91
<i>Warehou, Other</i>	589,299	2,413,456	4.10	111,164	495,782	4.46
<i>Warehou, Silver</i>	2,674,459	6,291,761	2.35	928,573	2,363,597	2.55
<b>Total for Finfish, Frozen Hea</b>	<b>30,267,399</b>	<b>65,103,657</b>		<b>5,078,586</b>	<b>11,426,651</b>	

### **Finfish, Frozen Other form**

<i>Alfonsino</i>	1,073,500	3,163,240	2.95	663,280	1,301,120	1.96
<i>Antarctic Toothfish</i>	360,699	6,870,981	19.05	95,438	1,987,738	20.83
<i>Barracouta</i>	104,472	76,190	0.73			
<i>Cardinal Fish</i>	5,440	1,988	0.37			
<i>Cod, Red</i>	40,320	77,742	1.93			
<i>Eels</i>	102,758	992,523	9.66	10,336	112,790	10.91

<b>NETT</b>	<b>Jan 2005 -- Jun 2005</b>			<b>Month-to-Date: June - 2005</b>		
	<b>Weight (kg)</b>	<b>FOB* Value (\$NZ)</b>	<b>Unit Value</b>	<b>Weight (kg)</b>	<b>FOB* Value (\$NZ)</b>	<b>Unit Value</b>
<b>Finfish, Frozen Other form</b>						
<i>Elephant Fish</i>	26,000	487,808	18.76	300	8,210	27.37
<i>Flounder</i>	42,770	279,371	6.53	10,980	76,033	6.92
<i>Gemfish</i>	1,802	3,816	2.12	1,802	3,816	2.12
<i>Ghostshark</i>	8,770	78,235	8.92	1,600	13,600	8.50
<i>Groper</i>	33	45	1.36			
<i>Hake</i>	323,306	987,072	3.05	22,374	93,060	4.16
<i>Halibut</i>	50	475	9.50			
<i>Hoki</i>	133,352	288,626	2.16	23,655	56,007	2.37
<i>Kahawai, Other</i>	1,560	1,332	0.85	620	529	0.85
<i>Leatherjacket</i>	5,335	19,022	3.57	1,900	6,278	3.30
<i>Ling</i>	261,181	615,657	2.36	10,331	18,077	1.75
<i>Mackerel, Jack</i>	423,360	270,568	0.64			
<i>Monkfish (Stargazer)</i>	56,581	328,142	5.80	22,815	40,099	1.76
<i>Orange Roughy</i>	73,574	349,416	4.75	38,000	40,787	1.07
<i>Oreo Dory, Other</i>	81,218	221,885	2.73			
<i>Other Dogfish/Shark</i>	7,701	83,083	10.79			
<i>Other frozen finfish</i>	343,279	722,160	2.10	44,259	120,301	2.72
<i>Salmon, Other</i>	62,611	395,646	6.32	54,728	324,634	5.93
<i>School shark</i>	35,906	564,623	15.73			
<i>Sea Perch</i>	5,760	9,597	1.67	5,232	8,904	1.70
<i>Sole, Lemon</i>	32,030	161,987	5.06	9,640	45,792	4.75
<i>Sole, New Zealand</i>	41,310	174,164	4.22	6,800	24,227	3.56
<i>Southern Blue Whiting</i>	439,069	1,456,228	3.32	19,000	33,634	1.77
<i>Spiny Dogfish</i>	178,425	767,852	4.30	68,987	227,602	3.30
<i>Spotted Dogfish ( Rig )</i>	23,270	235,383	10.12			
<i>Tarakahi</i>	220	1,210	5.50			
<i>Warehou, Other</i>	16,560	99,360	6.00	1,992	11,952	6.00
<i>Warehou, Silver</i>	457,920	1,099,008	2.40	141,408	339,379	2.40
<b>Total for Finfish, Frozen Oth</b>	<b>4,770,142</b>	<b>20,884,435</b>		<b>1,255,477</b>	<b>4,894,569</b>	

### **Finfish, Frozen Whole**

<i>Alfonsino</i>	39,972	222,056	5.56	4,622	6,899	1.49
<i>Barracouta</i>	551,704	503,365	0.91	112,652	94,710	0.84
<i>Cod</i>	128	1,888	14.75	74	1,103	14.91
<i>Cod, Blue</i>	820	5,179	6.32	820	5,179	6.32
<i>Cod, Red</i>	27,282	28,441	1.04	3,744	4,731	1.26
<i>Eels</i>	70,857	485,220	6.85			
<i>Flounder</i>	142,262	870,487	6.12	21,700	124,270	5.73
<i>Ghostshark</i>	1,992	3,137	1.57			
<i>Gurnard</i>	3,168	1,446	0.46			
<i>Hoki</i>	9,266	24,683	2.66			
<i>Kahawai</i>	352,410	370,984	1.05	79,775	90,846	1.14
<i>Leatherjacket</i>	35,620	34,757	0.98	1,870	6,003	3.21
<i>Ling</i>	17,580	143,482	8.16			
<i>Livers and Roe</i>	145,487	378,722	2.60	8,164	16,280	1.99
<i>Livers, Roe (Salmonidae)</i>	2	77	38.50			
<i>Mackerel, Blue</i>	4,186,375	4,357,315	1.04	157,750	177,991	1.13
<i>Mackerel, Jack</i>	3,782,182	2,275,992	0.60	340,725	217,856	0.64
<i>Mullet</i>	500	1,675	3.35	500	1,675	3.35
<i>Oreo Dory, Other</i>	27,410	77,132	2.81			
<i>Other Flatfish</i>	12,040	6,773	0.56	12,040	6,773	0.56
<i>Other frozen finfish</i>	568,255	672,992	1.18	115,697	138,677	1.20

<b>NETT</b>	<b>Jan 2005 -- Jun 2005</b>			<b>Month-to-Date: June - 2005</b>		
	<b>Weight (kg)</b>	<b>FOB* Value (\$NZ)</b>	<b>Unit Value</b>	<b>Weight (kg)</b>	<b>FOB* Value (\$NZ)</b>	<b>Unit Value</b>
<b>Finfish, Frozen Whole</b>						
<i>Salmon, Other</i>	122	2,182	17.89	50	797	15.94
<i>Salmon, Sockeye</i>	198	2,673	13.50			
<i>Sardines</i>	146,371	133,842	0.91	3,850	6,694	1.74
<i>School shark</i>	85,916	649,856	7.56	10,374	82,197	7.92
<i>Sea Perch</i>	169,655	229,528	1.35	35,132	39,412	1.12
<i>Snapper</i>	635,320	2,880,646	4.53	128,504	526,428	4.10
<i>Sole</i>	1,500	7,153	4.77	550	2,612	4.75
<i>Sole, Lemon</i>	144,322	743,964	5.15	32,412	162,299	5.01
<i>Sole, New Zealand</i>	236,350	904,390	3.83	28,470	90,749	3.19
<i>Southern Blue Whiting</i>	1,056	1,515	1.43			
<i>Spiny Dogfish</i>	317,688	221,248	0.70	33,696	25,186	0.75
<i>Spotted Dogfish ( Rig )</i>	1,292	18,968	14.68			
<i>Tarakahi</i>	10	14	1.40			
<i>Trevally</i>	939,595	1,337,319	1.42	118,180	168,543	1.43
<i>Tuna, Albacore/Longfinned</i>	3,073,058	8,860,226	2.88	117,286	304,719	2.60
<i>Tuna, Skipjack</i>	7,804,487	8,851,120	1.13	439,906	520,381	1.18
<i>Warehou, Blue</i>	64	110	1.72			
<i>Warehou, Other</i>	21,912	62,418	2.85	360	1,304	3.62
<i>Warehou, Silver</i>	26,242	68,507	2.61			
<i>Whitebait</i>	9	143	15.89			
<b>Total for Finfish, Frozen Wh</b>	<b>23,580,479</b>	<b>35,441,625</b>		<b>1,808,903</b>	<b>2,824,314</b>	
<b>Finfish, Processed Cans or Jars,Minced</b>						
<i>Tuna prepared can, jar</i>	697	2,916	4.18			
<b>Total for Finfish, Processed</b>	<b>697</b>	<b>2,916</b>				
<b>Finfish, Processed Cans or Jars,Whole or in pieces</b>						
<i>Anchovies can, jar</i>	9	225	25.00			
<i>Mackerel can, jar</i>	30,386	106,561	3.51	1,476	11,602	7.86
<i>Salmon cans or jars</i>	19,716	126,503	6.42	441	2,688	6.10
<i>Sardine &amp; Sprat can, jar</i>	1,404	15,974	11.38	430	5,239	12.18
<i>Tunas &amp; AtBonito can,jar</i>	84,189	403,282	4.79	24,413	151,249	6.20
<b>Total for Finfish, Processed</b>	<b>135,704</b>	<b>652,545</b>		<b>26,760</b>	<b>170,778</b>	
<b>Finfish, Processed Flours,meals,pellets</b>						
<i>Fish Flours,meals,pellets</i>	1,438	6,451	4.49			
<b>Total for Finfish, Processed</b>	<b>1,438</b>	<b>6,451</b>				
<b>Finfish, Processed Other</b>						
<i>Finfish extracts</i>	1,294	10,983	8.49			
<i>Finfish, fillet blocks</i>	4,176,515	16,690,046	4.00	636,578	2,345,716	3.68
<i>Finfish, minced blocks</i>	1,197,230	1,893,598	1.58	138,540	220,387	1.59
<i>Finfish, other fish meat</i>	246,391	526,678	2.14	10,732	49,586	4.62
<i>Fish cakes</i>	36,864	171,987	4.67	6,732	36,688	5.45
<i>Fish fingers</i>	1,007,957	4,216,383	4.18	144,600	524,149	3.62
<i>Fish meal fit for human</i>	3,524	222,848	63.24			
<i>Fish prod unfit for human</i>	9,915,319	10,450,197	1.05	1,688,081	1,911,771	1.13
<i>Salmon packed other</i>	690	17,255	25.01	152	2,986	19.64
<b>Total for Finfish, Processed</b>	<b>16,585,784</b>	<b>34,199,975</b>		<b>2,625,415</b>	<b>5,091,283</b>	

<b>NETT</b>	<b>Jan 2005 -- Jun 2005</b>			<b>Month-to-Date: June - 2005</b>		
	<b>Weight (kg)</b>	<b>FOB* Value (\$NZ)</b>	<b>Unit Value</b>	<b>Weight (kg)</b>	<b>FOB* Value (\$NZ)</b>	<b>Unit Value</b>
<b>Finfish, Processed Packed</b>						
<i>KahBarrTuna pack other</i>	2,471	16,744	6.78	173	964	5.57
<i>Sardine packed other</i>	71	838	11.80	22	198	9.00
<b>Total for Finfish, Processed</b>	<b>2,542</b>	<b>17,582</b>		<b>195</b>	<b>1,162</b>	
<b>Finfish, Processed Smoked</b>						
<i>Cod, Blue, smoked</i>	327	5,048	15.44	4	135	33.75
<i>Cod, Red, smoked</i>	2,350	5,162	2.20			
<i>Eel Fillets, smoked</i>	450	8,850	19.67	286	4,157	14.53
<i>Eel Whole, smoked</i>	1,797	19,654	10.94	990	11,021	11.13
<i>Hoki, smoked</i>	2,785	15,133	5.43	250	1,475	5.90
<i>Mackerel, smoked</i>	1,373	15,765	11.48	140	2,275	16.25
<i>Salmon, Pacific, smoked</i>	69,310	1,694,197	24.44	17,677	426,081	24.10
<b>Total for Finfish, Processed</b>	<b>78,392</b>	<b>1,763,809</b>		<b>19,347</b>	<b>445,144</b>	
<b>Finfish, Processed Smoked, Dried, Salted or in Brine</b>						
<i>Anchovies salted,in brine</i>	16	462	28.88			
<i>Fillet Salted or in Brine</i>	6,194	165,864	26.78	774	15,429	19.93
<i>Livers &amp; roe dried</i>	580	3,608	6.22			
<b>Total for Finfish, Processed</b>	<b>6,790</b>	<b>169,934</b>		<b>774</b>	<b>15,429</b>	
<b>Finfish, Surimi Other</b>						
<i>Surimi, Hoki</i>	255	1,140	4.47			
<i>Surimi, Other species</i>	10,917	73,159	6.70	257	1,824	7.10
<b>Total for Finfish, Surimi Oth</b>	<b>11,172</b>	<b>74,299</b>		<b>257</b>	<b>1,824</b>	
<b>Mussels,</b>						
<i>Mussels Freeze-dried pwd</i>	113,176	5,707,617	50.43	25,237	1,329,614	52.69
<i>Mussels HS Fresh/Chld</i>	4,234	13,948	3.29	1,252	3,418	2.73
<i>Mussels HS Frozen</i>	15,760,268	69,790,544	4.43	2,753,954	12,411,864	4.51
<i>Mussels Live</i>	229,596	472,665	2.06	38,317	77,292	2.02
<i>Mussels Meat Chilled/Frsh</i>	432	1,153	2.67			
<i>Mussels Meat Frozen</i>	1,818,188	10,463,390	5.75	357,011	2,146,165	6.01
<i>Mussels Other not L/Ch/Fz</i>	8,991	60,145	6.69			
<i>Mussels Powder in capsule</i>	4,253	437,869	102.96	150	10,588	70.59
<i>Mussels Pre'ed/Marinated</i>	383,243	2,275,275	5.94	70,029	510,786	7.29
<i>Mussels Proc in Can, Jar</i>	14,844	101,493	6.84	14,725	94,717	6.43
<i>Mussels Smoked</i>	4,063	71,430	17.58	317	7,515	23.71
<i>Mussels Whole Chilled</i>	4,648	14,371	3.09	939	2,783	2.96
<i>Mussels Whole Frozen</i>	733,233	2,648,274	3.61	110,476	351,803	3.18
<b>Total for Mussels,</b>	<b>19,079,169</b>	<b>92,058,174</b>		<b>3,372,407</b>	<b>16,946,545</b>	
<b>Other Crustacea, Canned or otherwise processed</b>						
<i>Crab pate</i>	153	1,346	8.80			
<i>Crab prepared other</i>	1,470	6,426	4.37			
<i>Crustaceans Extracts</i>	479,242	3,277,917	6.84	110,865	760,321	6.86
<i>Crustaceans whole cooked</i>	1,552	17,763	11.45			
<i>Crustn, Molluscs extract</i>	3,245	1,973,135	608.05	480	485,010	1010.44
<i>Other Crustn packed other</i>	2,830	18,748	6.62			
<i>Shrimp,Prawn packed other</i>	418	5,539	13.25			
<b>Total for Other Crustacea,</b>	<b>488,910</b>	<b>5,300,874</b>		<b>111,345</b>	<b>1,245,331</b>	

<b>NETT</b>	<b>Jan 2005 -- Jun 2005</b>			<b>Month-to-Date: June - 2005</b>		
	<b>Weight (kg)</b>	<b>FOB* Value (\$NZ)</b>	<b>Unit Value</b>	<b>Weight (kg)</b>	<b>FOB* Value (\$NZ)</b>	<b>Unit Value</b>
<b>Other Crustacea, Live, Chilled or Frozen</b>						
<i>Crabs, frozen</i>	3,672	16,199	4.41	78	297	3.81
<i>Crustaceans chilled</i>	150	1,243	8.29			
<i>Other Crustacea: Ch/Fzn</i>	1,635	76,079	46.53			
<i>Shrimps &amp; Prawns, frozen</i>	363,728	10,911,653	30.00	51,856	1,384,633	26.70
<b>Total for Other Crustacea, L</b>	<b>369,185</b>	<b>11,005,174</b>		<b>51,934</b>	<b>1,384,930</b>	
<b>Other Molluscs, Canned or otherwise processed</b>						
<i>Other Mollusc pack other</i>	598,890	4,213,624	7.04	99,866	699,059	7.00
<i>Other Molluscs can, jar</i>	10	98	9.80			
<i>Other Molluscs, pate</i>	12	388	32.33			
<i>Paua prepared can, jar</i>	208,955	15,203,083	72.76	10,864	852,110	78.43
<i>Sca oth form, Not L/C/frz</i>	40	2,132	53.30			
<b>Total for Other Molluscs, C</b>	<b>807,907</b>	<b>19,419,325</b>		<b>110,730</b>	<b>1,551,169</b>	
<b>Other Molluscs, Live, Chilled or Frozen</b>						
<i>Abalone, Paua chilled</i>	16,119	1,655,853	102.73	995	100,535	101.04
<i>Abalone, Paua frozen</i>	1,667	136,103	81.65			
<i>Cockles chilled</i>	40,363	146,830	3.64	14,382	62,532	4.35
<i>Cockles frozen</i>	10	510	51.00			
<i>Octopus fresh or chilled</i>	710	4,244	5.98			
<i>Octopus frozen whole</i>	17,213	92,321	5.36	3,924	16,416	4.18
<i>Other clams chilled</i>	7,074	58,764	8.31	1,543	18,291	11.85
<i>Other clams frozen</i>	10,411	48,484	4.66			
<i>Other Inverts frozen</i>	1,110	8,814	7.94	410	2,187	5.33
<i>Other inverts Not L/C/frz</i>	595	53,985	90.73			
<i>Other Molluscs chilled</i>	500	1,392	2.78	60	165	2.75
<i>Other Molluscs: chilled</i>	376,616	1,772,247	4.71	65,735	349,710	5.32
<i>Scallops frozen</i>	15,339	150,662	9.82	706	12,852	18.20
<i>Scallops live</i>	83	576	6.94			
<i>Tuatua chilled</i>	18	31	1.72			
<b>Total for Other Molluscs, Li</b>	<b>487,828</b>	<b>4,130,816</b>		<b>87,755</b>	<b>562,688</b>	
<b>Other,</b>						
<i>Extracts &amp; Juices of Aq V</i>	12	129	10.75			
<i>Other can, jar</i>	1,068	2,013	1.88			
<i>Other Crawfish, frozen</i>	255	1,760	6.90	10	72	7.20
<i>Other dried excl smoked</i>	7,150	451,978	63.21	1,541	125,728	81.59
<i>Other Fish Packed</i>	4,760	33,121	6.96	24	178	7.42
<i>Other preparations</i>	1,660,335	9,155,027	5.51	249,177	1,360,794	5.46
<i>Other prepared can, jar</i>	109	775	7.11			
<i>Other salted, in brine</i>	84,644	132,145	1.56			
<i>Other smoked fish</i>	7,544	14,624	1.94			
<i>Other species can, jar</i>	3,801	19,001	5.00	1,458	7,767	5.33
<i>Pastes</i>	8,322	74,783	8.99	3,379	30,830	9.12
<b>Total for Other,</b>	<b>1,778,000</b>	<b>9,885,356</b>		<b>255,589</b>	<b>1,525,369</b>	
<b>Oysters, Chilled or Frozen</b>						
<i>Oyster prepared other</i>	5,640	63,904	11.33			
<i>Oysters Chilled Halfshell</i>	50,865	281,812	5.54	16,161	90,966	5.63
<i>Oysters Chilled Meat</i>	4,304	25,684	5.97	793	4,768	6.01
<i>Oysters Chilled Whole</i>	92	715	7.77	32	247	7.72

<b>NETT</b>	<b>Jan 2005 -- Jun 2005</b>			<b>Month-to-Date: June - 2005</b>		
	<b>Weight (kg)</b>	<b>FOB* Value (\$NZ)</b>	<b>Unit Value</b>	<b>Weight (kg)</b>	<b>FOB* Value (\$NZ)</b>	<b>Unit Value</b>
<b>Oysters, Chilled or Frozen</b>						
<i>Oysters Frozen Halfshell</i>	487,501	3,530,672	7.24	55,305	394,456	7.13
<i>Oysters Frozen Meat</i>	550	3,989	7.25	22	504	22.91
<i>Oysters Frozen Whole</i>	1,085	10,173	9.38	150	1,947	12.98
<i>Oysters Live Chilled</i>	59,777	390,449	6.53	17,108	104,068	6.08
<i>Oysters Other forms</i>	313	10,763	34.39			
<b>Total for Oysters, Chilled or</b>	<b>610,127</b>	<b>4,318,161</b>		<b>89,571</b>	<b>596,956</b>	
<b>Rock Lobster,</b>						
<i>Rock Lobster Live</i>	794,927	38,233,894	48.10	193,596	9,395,582	48.53
<i>Rock Lobster Tails Frozen</i>	22,713	1,384,423	60.95	1,728	107,906	62.45
<i>Rock Lobster Whole Frozen</i>	59,484	1,548,407	26.03	11,807	323,732	27.42
<i>Rock Lobster: not L/C/F</i>	54	1,739	32.20			
<b>Total for Rock Lobster,</b>	<b>877,178</b>	<b>41,168,463</b>		<b>207,131</b>	<b>9,827,220</b>	
<b>Squid,</b>						
<i>Squid Chilled Other Form</i>	3,370	15,904	4.72	250	1,419	5.68
<i>Squid Chilled Whole/HG</i>	105	498	4.74			
<i>Squid Frozen HG</i>	8,809,422	38,519,625	4.37	2,171,881	10,096,066	4.65
<i>Squid Frozen Other Form</i>	1,361,620	4,004,804	2.94	93,396	232,633	2.49
<i>Squid Frozen Tubes/Steaks</i>	914,911	5,438,370	5.94	150,657	1,025,131	6.80
<i>Squid Frozen Whole</i>	42,889,466	82,460,114	1.92	3,681,479	16,940,034	1.95
<i>Squid Frz Heads&amp;Tentacles</i>	3,039,827	6,936,772	2.28	369,035	932,565	2.53
<i>Squid Other not chl/frz</i>	2,400	438	0.18	480	88	0.18
<b>Total for Squid,</b>	<b>57,021,121</b>	<b>137,376,525</b>		<b>11,467,178</b>	<b>29,227,936</b>	
<b>Grand Total</b>	<b>176,526,509</b>	<b>627,345,812</b>		<b>29,075,093</b>	<b>106,197,026</b>	

**FOB\* - Free on board. The value of export goods, including raw material, processing, packaging, storage and transportation up to the point where the goods are about to leave the country as exports. FOB does not include storage, export transport or insurance cost to get the goods to the export market.**